



# Year 2

Autumn Term 2

2024



# Commando Joes

---

- The children have learned lots about working as a team to overcome different challenges in their Commando Joes sessions.
- They co-operated with each other so well to complete the mission.



# Visit to St Chad's

---



# How do germs spread?

---

The children carried out an experiment where they used glitter to represent germs. It was incredible how far the germs spread with the things that the children touched. Mr Thain, who tidies the day at the end of the day, was finding germs for a long time too!





# A bubbly warm up in PE





---

The Year 2 children ran and stretched and dodged to catch and pop bubbles in PE.

It was a fun way to warm up and get active.




# Marvellous Maths



# Identification of animals and plants

As scientists, the Year 2 children worked hard to identify and classify animals and plants using the iPads.



# Story Museum - Oxford

---

The Year 2 children were transported to many different worlds when they visited the Story Museum at Oxford. They listened to the leaves in the Whispering Wood and took part in a workshop where they had the opportunity to be the storytellers themselves.



# Fun in the snow!

---


The children worked together to create some fabulous snow people!



Playing in the snow



Year two learning about which tools to use to prepare food.



# Design Technology


## Vegetable casserole

### Ingredients

- 1 tbsp olive oil
- 1 onion, chopped
- 3 cloves of garlic
- 1 tsp smoked paprika
- ½ tsp ground cumin
- 1 tbsp dried thyme
- 3 carrots, sliced
- 2 sticks of celery, chopped
- 1 red pepper, chopped
- 1 yellow pepper, chopped
- 2 cans chopped tomatoes
- 250ml vegetable stock
- 2 courgettes, thickly sliced
- 250g cooked lentils

### Method

1. Heat the oil in a large frying pan.
2. Add the chopped onion and fry for five minutes, or until soft.
3. Squash the garlic cloves into the pan with a garlic press. Add the paprika, cumin, thyme, carrots, celery and peppers. Cook for a further five minutes.
4. Add the chopped tomatoes, vegetable stock and courgettes.
5. Simmer gently for 20 minutes.
6. Stir in the cooked lentils and simmer for three minutes.




PIC•COLLAGE

PIC•COLLAGE

# Learning about Islam

---

In RE, the children have been learning about Islam and have looked at the different patterns on prayer mats and respectfully looked at a copy of the Qu-ran – without touching it as it is a very special book.





# Nativity Performance

---

The Year 2 children worked hard to learn their lines and songs for the nativity performance of Xmas Factor. They all did a fabulous job on stage.

