

BISHOP'S TACHBROOK C of E PRIMARY SCHOOL

Friday April 18th 2025

Spring 2 Newsletter



C. Kilbey



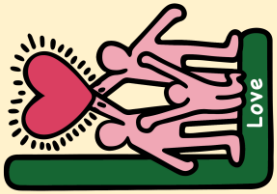
Mrs C. Kilbey
Head Teacher



Another busy and fun-packed half term...

This half term has seen the children really focussed and busy learning. There have been some memorable moments, with World Book Day at the start of the half term, children going on school trips to Coventry Cathedral and Compton Verney, and Year 3/4 children performing 'Aladdin Trouble' so brilliantly just before half term.


KS2 children took part in an Urban Strides workshop and so many of them stepped out of their comfort zones to learn 'hip hop' dance moves that they performed with confidence by the end.



The PTA have been busy continuing to raise money to repair the KS1 playground equipment which we have been told is close to being classed as unsafe for use. We have seen a really popular 'Mother's Day Pop-up Shop' and there were so many egg-cellent entries in the Easter Egg competition. Thank you to everyone who joined in the fun!



We also held our 'Understanding Christianity – Salvation' day at the end of the half term, with children asking so many interesting questions about the Easter Story and what it means for Christian people today.






Worship Focus

This half term our IDEALS focus has been 'Love'. We have thought about people who have shown kindness and love towards others, and considered how we can show kindness to others in school.

Love – What is it and how can we show it?

We began by thinking what we meant by 'Love' and thought about how we could show love through kindness to others. In worship we considered how people have different talents, and how we could nurture and love people who weren't as good as us at something. We used football as an example, and the children thought about lots of ways to show Love to Mrs Kilbey as she was not good with her feet!



Shrove Tuesday

We thought about what Shrove Tuesday was and why people eat pancakes on Shrove Tuesday. We thought about people fasting for lent, and how some people give up eating something through the period of lent. We also thought about how some Christian people spend more time praying through lent and served others in lent. As a challenge we thought about whether we might give up something we really love, say thank you for something that has been good that day, or made someone smile by giving them a compliment



Avoiding Temptations

We thought about what a temptation was, and what we might be tempted by. We listened to the story about how the devil tried to tempt Jesus while he was in the wilderness and how strong Jesus was to resist the temptations. Mrs Kilbey left a sweet underneath one of the cups on the worship table, and said that if we could resist the temptation to look under the cups for the next week she would ask some children to guess which cup it was under and they could keep the sweet in worship the next week...



Who influences us?

We thought about who we were influenced by, and heard how Jesus tried to influence people to live better lives through the stories he told, called parables. We thought about the story of the Good Samaritan and how it helped people to think about how to love people who were different to themselves, and also to love people who were in trouble.

We acted out the story, and were really pleased that someone helped the man who had been robbed.

We wondered how we could be like the Good Samaritan, and help people who were different to us, and people who were not our closest friends. We were challenged to look out on the playground for people who might need help and not just run by like the Priest or the Levite, but stop to ask if we can help like the Samaritan.





Loving visitors and others

We thought about how we show love to people who visit us, whether they visit us at home or somewhere else. We heard the story of Martha and Mary and how they showed love differently to Jesus when he visited them – Martha wanting to make the house tidy and make good food for Jesus, and Mary wanting to spend time with the visitor. We agreed that spending time with people was much more important than being too busy preparing things for them that they don't see us and we don't see them at all.



Loving when it's difficult to love

We thought about people who are hard to love. And how when people hurt us it is hard to show kindness and love to them, to forgive them and rebuild friendship with them. We thought about the story of the Prodigal Son and how he hurt his father's feelings by taking the money and leaving his home; how he hurt his brother's feelings because his brother stayed to work in the house with his father; and how he wasted his money trying to buy friendship with others. When everything had gone and he had nothing to eat he decided to go home and his father immediately showed love and welcomed him home. His brother found it more difficult. We thought how we can sometimes find it hard to forgive.




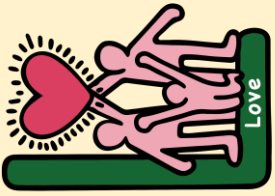




Worship Focus

Year 5 helped us to see the way that Jesus loved us so much that he was prepared to die on the cross for us, so that we could be forgiven for our wrong choices. They retold the Easter story so well at church. [You can see more photos by clicking this link.](#)





What have the children been learning?

It has been a busy and exciting half term and there has been so much learning happening in school.



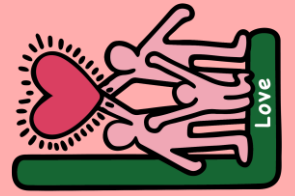
Please click on your child's year group to find out what they have been learning this half term. The more you can chat about the pictures, the more they will recall their learning, and the more likely it is to stay in their long term memory. Thank you for your help!




IDEALS raffle tickets:

This half term saw the children living out so many of our IDEALS in school. Each week we counted the raffle tickets and the teams collected the most raffle tickets we have ever seen across school this half term.

We would like to say a huge well done to Blue Team, who collected the most raffle tickets once again this half term and will celebrate with a 'Wear What you Want' day on Tuesday 29th April.





Team Tachbrook in action

Our archery team competed early this half term, and were absolutely fabulous. Their accuracy and high scores earned them a place in the county finals and they went on to compete against children from schools across Warwickshire just before Easter. They didn't win the final, but performed brilliantly and we are exceptionally proud of them.



Team Tachbrook in action - Archery Final

[To see more photos of the team
in action in the final click this link.](#)

Team Tachbrook in action

Our netball team were in action in a tournament this term. They had been training with Mrs Morton-Abbott, Mrs Young and Mrs Leach, who used to coach the netball team at BT a while ago. They learned so much in their training sessions and played so well in the tournament as a result. We are so proud of the team, and they wanted to thank the ladies who coached them!



A huge well done to Abigail who was awarded our player of the tournament!





Team Tachbrook in action

The girls' football team took part in a tournament this term, playing four games. They drew all of their games and were such great examples of Encourage – supporting each other and working so well as a team!



Team Tachbrook in action...

A group of Year 5 children competed in a basketball competition against two other schools in the rounds. They had limited experience of basketball, but showed 'Encourage' throughout. They won their first game and lost their second game, finishing second in their group. The group winners went on to play in the final and our children supported the team from our group so well. It was great fun and we are so proud of the children that represented school. [Click here for more photos of the event.](#)



World Book Day:

This year, the staff enjoyed dressing up as well as the children.

Our text used across school was 'The Day the Crayons Quit' by Oliver Jeffers and it was great to read the different versions of the story the children created: The day the teachers quit; The day the PE equipment quit; The day the art supplies quit and many more... [Please click on this link to see photos of the children in the World Book Day Parade.](#)



Urban Strides

On 21st March, all of the children in KS2 were invited to join in with a HipHop Dance workshop with Freya, a dancer with Urban Strides, who performed in the Young Voices Concert that the choir sang in earlier this year. Many of the children needed to step outside their comfort zone to join in with the sessions, and by the end, nearly all of them were performing with more confidence and a smile. The staff joined in too, and the sessions taught all of us that **we can when we try!** [You can click on this link to see some of the photos we took of the sessions.](#)



iRock Concert

The children performed in the Spring iRock concert on Monday 7th April. We all enjoyed rocking to the songs they performed, and it was really clear that they had all made great progress with their bands. The buzz of excitement that you could feel from the children coming in to worship was palpable – it is definitely one of the most enjoyed worships in the school term!

You can see more photos of the bands by [clicking on this link](#).





Aladdin Trouble

Year 4 and Year 3 children have worked extremely hard this half term to prepare a performance of Aladdin Trouble to share with the school and their parents. It was lovely to see all of them growing in confidence on the stage, and truly shining in their roles. The singing was fabulous and the children had learned so many lines. A big thank you to Mrs White, who came back as a volunteer to support the children (and staff) with the performance.

You can see more photos of the performance by [clicking this link](#).



Staff news:

Mrs Wilson has some exciting news to share. She started this half term with a beautiful baby bump, and now has a gorgeous baby daughter, Chloe. Both Mrs Wilson and Chloe are doing really well, and even popped in to visit us. It was lovely to see her, and have some baby cuddles. Mrs Wilson wanted to say a huge thank you to the parents who contributed to her baby gift!

We are really pleased to welcome Mrs Christensen to the staff team in Year 2. She will be teaching the children while Mrs Willson is looking after her baby.



Staff news:

Mrs Power has been a class teacher and maths lead at Bishop's Tachbrook CE Primary School for 20 years. During her time she has also helped to encourage any cross-country enthusiasts with their running and, for many years, helped the eco-team to consider how we can be more environmentally friendly, as well as recycle lots of different items in school. She has recently made the decision to step away from teaching for a while to spend more time with her family, consequently we will be saying goodbye to her at May half term.

Mrs French will be teaching the class on Wednesdays for the final half term, and we look forward to welcoming Mrs Sahota to the team. The children are familiar with her as she has popped in to support with covering the class already several times this year, and she will be teaching the class on Thursday afternoons and Fridays for the remainder of the school year.

We wish Mrs Power well as she moves on, and very much hope that she keeps in touch.











IDEALS Awards

This half term we have celebrated lots of children showing our IDEALS and shining as great role models to other children.

Head Teacher's Stars








IDEALS Awards

This half term we have celebrated lots of children showing our IDEALS and shining as great role models to other children.

Pen Licences




Several children have received pen licences this term – not all stayed for their photos!



Great Learning

Lots of children have brought great learning to my office this half term. There has been some extremely descriptive writing, and more and more children who are working independently when they may have relied on support from adults to get started on a task. I have been so impressed by the standard of the children's work, and always love to celebrate great learning with the children!





Amazing Awards from home

We have celebrated: sports awards - swimming, gymnastics, football, rugby, dance, cheerleading, running, martial arts, Blue Peter badges, and lots more. It is lovely to see so many children discovering new skills and talents!





Musical moments

In worship we have been treated to a keyboard performance and a flute performance this term. We were able to join in singing 'God Save the King' with Abi's fabulous flute playing.



PTA Easter Egg Competition



A huge well done to the winners of the PTA Easter Egg Competition!

[Click here to see more photos of the wonderful entries!](#)



Dates for your diary:

You can find out if we are on Week A or Week B by looking at a [special calendar on the website](#) created for this purpose, and linked to the PE timetables.

- Tues 28th April – Football League game after school
- Wed 30th April – Netball game after school
- Thurs 1st May – Year 3 to church
- Tues 6th May – Year 5/6 girls football match
- Wed 7th May – Year 3/4 Tag Rugby
- Wed 7th May – KS1 Football Festival
- Fri 9th May – Non-uniform day in exchange for hamper gifts
- w/c 12th May – KS2 SATs assessment week
- Thurs 15th May – Year 4 to church
- Fri 16th May – Non-uniform day in exchange for chocolate and bottles
- Fri 16th May – PTA Spring Fair
- Tues 20th May – Sports Day
- Wed 21st May – Well-being Wednesday
- Wed 21st May – Year 4 Adventurous Activities Team competition
- Fri 23rd May – Year 4 trip to Ashmolean Museum
- Mon 26th May – Friday 30th May – HALF Term

We have shared some of the dates for the half term ahead, but please do keep an eye on the [calendar on the school website](#).

Free Dinner for all children...

On May 15th, the school council have organised a 'Free Dinner' day for all children in school to celebrate the end of the assessment week for Year 6. They asked as many children in school as they could what their preferred

choice of meal would be and **hotdogs** and **pizza** were the favourite two options. Both will be served with **chips** and there will be beans and salad options on the side; **ice cream and cookies** for dessert.

All children (including KS2 children) are entitled to a dinner free of charge on this day, and we are hoping that as many children as possible will join us for this celebration.

We will be sending out a form soon to pre-order your child's choice so that we can ensure we have ordered enough food for everyone!





We are really excited about Sports Day on 20th May (weather permitting). As part of the day we encourage parents to come and support their children, if they are able to, and stay to enjoy a picnic lunch together after the event. ABM are offering hot meal options for lunch on 20th May for children, as well as parents and families.

There are two options, a burger from the BBQ, or a portion of Macaroni Cheese.

If you would like your child in school (in any year group) to have a hot meal on Sports Day, please complete this form: <https://forms.office.com/e/nY74mwWJAU>

If you would like a hot meal for yourselves, or any additional children who will be coming along, but don't attend school yet, please complete this form: <https://forms.office.com/e/hZaGKTJJQB>

It is essential that food that is ordered has been paid for by the deadline, otherwise it will not be ordered. Children that are entitled to free school meals either because they are in EYFS/KS1, or in receipt of PPG funding in KS2 do not need to pay for meals, as normal.

If the weather is not good on 20th May, we will holding Sports Day on 22nd May.

Important Contact Information Change:

Over the Easter holiday school has moved from a server in school to a cloud based server. This means that important contact details have changed. If you need to contact school please use the email:

admin@btschool.co.uk

For the next few weeks, if you use the old email address the emails will be forwarded to our new email address and you will be sent a notification that the email address has changed. After this time, we will no longer receive your emails if you use the old email address. Please take the time to change it in your address book in your email account.

Calling all budding actors and actresses...

Auditions are:

18th May

Leek Wootton Village Hall

11am to 5pm.



RAISE THE ROOF THEATRE COMPANY CIC - 15920695

memory of Annabel Greenhalgh - Raising money for Birmingham Children's Hospital

After the success of our Warwick Castle and Pump Rooms performances last year raising 10K for BCH, RTR are back with another amazing opportunity for the Warwickshire community.

What's the show?

World premier of the new musical 'A Christmas with Carol'

When are the auditions?

Sunday May 18th Leek Wootton Village Hall 11:00 am til 5:00 pm, please email to book your slot.

Please prepare 1 verse and one chorus from a song of your choice.

Dance available to learn upon request.

Who can audition ?

Anyone aged 7 to 100 (adults will need to get a DBS if successful) Chaperones will be present at all times.

Where is it being performed?

The Bridgehouse Theatre, Warwick Friday 28th November TBC 7:30

Saturday 29th November 2025 2:00 and 7:30 shows

What's the commitment?

7 rehearsals and 2 performances

19th October - Sunday - North Hall, Leamington Spa- 12:00 - 5:00

26th October - Sunday - Leek Wootton Village Hall - 12:00 - 5:00

2nd November - Sunday - North Hall - 12:00 - 5:00

9th November - Sunday - North Hall - 12:00 - 5:00

16th November - Sunday - North Hall - 12:00 - 5:00

23rd November - Sunday - North Hall - 12:00 - 5:00

Technical Rehearsal - Thursday - 27th November

at the Bridgehouse Theatre 6:00 til 8:30

How to log your interest and book an audition slot:

- please email raisetherooftheatrehotmail.com

What's the cost for this amazing opportunity?

£40.00 per performer

RTR T shirt £12.00 for rehearsals

We can offer financial support on fees should circumstance require.

1 PUT YOURSELF IN CONTROL
Make use of the parental control settings available to you. With most devices, you're able to change the settings to control the content your child has access to. This isn't difficult to do, as you'll often find guidance in the instructions that come with the device. By setting a private pin code on certain devices, you can make sure your child can only access it when you allow it.

2 PROTECTING ANDROID DEVICES
You can set up restricted users on Android tablets through a Google account. Open the settings menu (look for a cog icon) and select the 'Users' option. Here you can add a new restricted user. After setting up a password and username, select which applications you want to restrict access to. On an Android smartphone it's similar, but first select 'Parental Controls' in the play store.

3 PROTECTING APPLE DEVICES
For Apple devices, you can simply visit the preferences/settings menu and within 'General' there is an option for 'Restrictions'. Here you can turn off any applications or features on your child's device that you do not want them to have access to.

4 THINK ABOUT ALL YOUR SMART DEVICES
As well as tablets and smartphones, you should think about any device in your home connected to the internet: a games console, a media hub, or a personal computer. In each case you can usually find parental controls in the settings. Think carefully about how much access you want to allow your child, especially when it comes to accessing the internet.

5 MAKE SEARCHING MUCH SAFER
Most search engines, such as Google, Bing or Yahoo, have a 'safe search' setting. You should activate this. Otherwise, it's extremely easy for a seemingly harmless search on the internet to return unexpected and inappropriate results. Depending on the browser you're using, go to the settings and search for 'safe search'. Make sure you save the change so it defaults each time you open the browser. This will seriously reduce the chances of your child being exposed to something they shouldn't be.

NOS National Online Safety #WakeUpWednesday

9 Top Tips To Get Smart About children's devices

6 REGULARLY CHECK SOCIAL MEDIA SETTINGS
Before you allow your child to use social media, you should discuss the dangers with them. You should also make sure you're able to access their profile and privacy settings and check them regularly. The companies behind social media platforms often make privacy changes without making it very obvious to the user, such as Facebook's introduction of facial recognition software.

7 DON'T LET PEOPLE SEE WHERE YOU ARE
Location software sounds useful for seeing where your child is, but it also provides the opportunity for others to locate your child too. For safety, it's a good idea to disable location software on all devices or at least turn it off when it's not required. Also, be mindful of specific apps that record running routes or locations where your child might be playing a game. Talk to your child about why these can be dangerous and how to turn the setting on and off as required.

8 WATCH OUT FOR FAKE PROFILES
Sadly, social media presents an enormous opportunity for the likes of paedophiles to set up fake profiles and interact with children. Keep a track of the people your child interacts with on social media and if you do not recognise a user as a friend, consider blocking them.

9 KEEP A CHECK ON SCREEN TIME
Managing how much time we spend on screens is a new challenge for us all. It's critically important when it comes to children, especially younger children who are still developing. It's not just a case of setting arbitrary time limits. Guidelines published by The Royal College of Paediatrics and Child Health suggests it's more important to consider the 'context and content' of what the screen is being used for. Still, it is helpful to put limits on devices using 'Guided Access' functions, which you can find in the settings of certain devices.

Meet our expert

Emma Davis was a secondary school Computer Science teacher for more than a decade. Since leaving education, she has been working in a cyber security firm delivering cyber awareness training to businesses and carrying out network testing. She is a mother of a five-year-old, she's had vast experience of controlling and managing how children access online services and use apps.





Helping to keep our children safe online

Click this link for guides for parents.

What Parents & Educators Need to Know about WHATSAPP

WhatsApp is a free messaging service owned by Meta which allows users to send text and voice messages, make video calls, share multimedia – such as images, videos, documents and polls – and have group chats. WhatsApp messages are encrypted, meaning only the sender and the recipient can view what is sent. While this privacy may sound attractive on paper, this app comes with several associated risks that must be considered – especially for younger users.

AGE RESTRICTION 13+

WHAT ARE THE RISKS?

GROUP CHATS
Group chats let friends talk together but can pose problems for young users. They might feel excluded – like discovering events they weren't invited to. Hurtful comments can also escalate quickly, as more people join in, amplifying the impact through a wider audience.

FAKE NEWS
WhatsApp's simplicity makes sharing news quick – accurate or not. To help curb misinformation, messages forwarded over five times now show a 'forwarded many times' label with a double arrow. This alerts users that the message isn't original and may be unreliable.

EVOLVING SCAMS
WhatsApp's popularity makes it attractive to scammers. Tactics include impersonating a child in an 'emergency' to request money, or triggering a login code, then pretending to be WhatsApp and asking for it – giving them access to private messages and personal data.

CHAT LOCK
The new 'Chat lock' feature lets users store specific messages in a separate, passcode- or biometrically-protected folder. While useful for privacy, it could be misused by younger users to hide conversations or content they know parents and educators might find inappropriate, including age-restricted material.

CHANNELS
'Channels' let users follow topics anonymously, interacting only through polls or emoji reactions. However, fake channels can mimic real ones, spreading misinformation, hate speech, or phishing for personal data. WhatsApp may also collect and share channel-following info with third parties, raising privacy issues.

DISAPPEARING MESSAGES
Disappearing messages help share sensitive info, but young people may wrongly assume they're fully private. Senders can opt for their message to vanish after 24 hours, 7 days, or 90 days – or for media, after one view. However, recipients can still save them by bookmarking or taking screenshots, reducing their privacy.

VISIBLE LOCATION
WhatsApp's 'live location' feature helps friends meet up or parents check a child's route home. However, anyone in a child's group chat can track their location, potentially revealing their home address or regular travel patterns to strangers.

AI INTEGRATION
Meta AI on WhatsApp poses risks to children, including exposure to misinformation, inappropriate content, and data privacy issues. AI responses may be inaccurate, and kids might share personal information unknowingly. It can also hinder critical thinking by offering ready-made answers.

ONLINE SECRET CODE

Advice for Parents & Educators

EMPHASISE CAUTION
Encourage children to treat unexpected messages with caution. Get them to consider, for example, whether it sounds like something a friend or relative would really send them. Make sure they know never to share personal details over WhatsApp, and to be wary of clicking on any links in messages. Setting up two-step verification adds a further layer of protection to their WhatsApp account.

THINK BEFORE SHARING
Help children understand why it's important to stop and think before posting or forwarding something on WhatsApp. It's easy – and all too common – for content sent to one user to then be shared more widely, and even publicly on social media. Encourage them to consider how an ill-judged message might damage their reputation or upset a friend who sent something to them in confidence.

ADJUST THE SETTINGS
It's wise to change a child's WhatsApp settings to specify which of their contacts can add them to group chats without needing approval. To do this, go to 'Privacy', then 'Groups'. You can give permission to 'My Contacts' or 'My Contacts Except...'. Additionally, if the child needs to use 'live location', emphasise that they should enable this function for only as long as they need – and then turn it off.

CHAT ABOUT PRIVACY
Have a conversation with youngsters about how they're using WhatsApp, emphasising that it's for their own safety. If you spot a 'locked Chats' folder, you might want to talk about the sort of messages that are in there, who they're with and why they have been hidden. Also, if a young user has sent any 'view once' content, discuss their reasons for using this feature.

Meet Our Expert

Dr Claire Sutherland is an online safety consultant, educator and researcher who has developed and implemented anti-bullying and cyber safety policies for schools. She has written various academic papers and carried out research for the Australian Government comparing internet use and sexting behaviour of young people in the UK, USA and Australia.



#WakeUpWednesday The National College

@wake_up_weds /www.thenationalcollege @wake.up.wednesday @wake.up.weds

Users of this guide do so at their own discretion. No liability is entered into. Current as of the date of release: 16.04.2025

In school we use emotion coaching to support pupils to understand their emotions and find strategies to manage their behaviour choices when they are finding things tricky.

Teaching children to recognise, accept and understand their emotions (including big emotions) can lead to them finding strategies to help when they experience these emotions.

Using emotion coaching strategies at home will support the work we are doing in school.

[Click on this link for a Pocket Guide to Emotion Coaching.](#) If you would like a paper copy, please ask.

