

The background features abstract, overlapping geometric shapes in various shades of green, ranging from light lime to dark forest green. These shapes are primarily located on the left and right sides of the frame, creating a modern, layered effect. The central area is a plain white space where the text is placed.

Year 2

Spring 2



We learned about jobs from the past in Whitby! Working in groups, we created a piece of drama to illustrate the different jobs. Which job would you like to do?



Geography


Coastlines



Commando Joes -
navigating across
the River Thames
on boats...don't
step in the water!



PSHE



Commando Joes - putting out the Great Fire of London

PSHE






Mechanisms
sliders
levers
linkages



DT -
Making
levers



PIC • COLLAGE





**Making chocolate
crispy nests to write
instructions in
English.**



PIC•COLLAGE

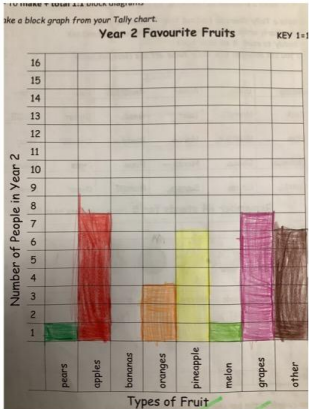


Learning about historical vocabulary in preparation for our monarchs topic!





Maths - collecting data for a block graph




FRUIT SURVEY TOP 5 (keep your lines neat!!!)


Title =

	pear	apple	banana	orange	pineapple	melon	grapes
	1					1	
Total	1	7	0	3	6	1	47



Testing properties of materials in science





13.03.25
LI:
Recycling
Today we
learned
what
materials
can and
can't be
recycled!





10.4.2025
Investigating
the different
parts of the
plant by
dissecting and
labelling tulips!



PIC•COLLAGE



Year 6 have come
to Year 2 to share
the multiple
choice games
they designed in

ICT! COLLAGE



9.4.25
Visiting
Compton Verney
to learn about
portraits, pattern
and shape,
linking our
learning to our
Art and History
topics.



PIC•COLLAGE



A very
special
visit!